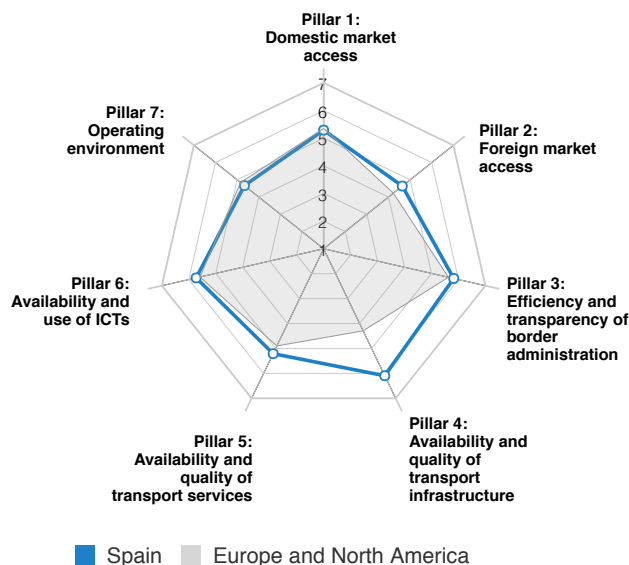


Performance Overview				Rank / 136	Score (1-7)	Trend	Distance from best	Edition	2014	2016
Enabling Trade Index				15	5.3			Rank	15 / 134	15 / 136
Subindex A: Market access				30	5.0			Score	5.2	5.3
Pillar 1: Domestic market access				52	5.3					
Pillar 2: Foreign market access				27	4.6					
Subindex B: Border administration				20	5.8					
Pillar 3: Efficiency and transparency of border administration				20	5.8					
Subindex C: Infrastructure				13	5.7					
Pillar 4: Availability and quality of transport infrastructure				6	6.1					
Pillar 5: Availability and quality of transport services				23	5.2					
Pillar 6: Availability and use of ICTs				28	5.7					
Subindex D: Operating environment				41	4.7					
Pillar 7: Operating environment				41	4.7					



The Enabling Trade Index in detail

	Rank / 136	Value	Trend
Pillar 1: Domestic market access	52	5.3	
1.01 Tariff rate %	5	1.0	
1.02 Complexity of tariffs	108	3.0	
1.03 Share of duty-free imports %	38	88.2	
Pillar 2: Foreign market access	27	4.6	
2.01 Tariffs faced %	62	3.5	
2.02 Margin of pref. in destination markets 0-100 (best)	24	57.1	
Pillar 3: Efficiency and transparency of border administration	20	5.8	
3.01 Customs services index 0-1 (best)	7	0.91	
3.02 Efficiency of the clearance process 1-5 (best)	24	3.5	
3.03 Time to import: Documentary compliance hours	1	0.5	
3.04 Time to import: Border compliance hours	1	0.0	
3.05 Cost to import: Documentary compliance US\$	1	0.0	
3.06 Cost to import: Border compliance US\$	1	0.0	
3.07 Time to export: Documentary compliance hours	1	0.5	
3.08 Time to export: Border compliance hours	1	0.0	
3.09 Cost to export: Documentary compliance US\$	1	0.0	
3.10 Cost to export: Border compliance US\$	1	0.0	
3.11 Irregular payments and bribes: imports/exports	41	4.7	
3.12 Time predictability of import procedures	43	4.5	
3.13 Customs transparency index 0-1 (best)	40	0.90	
Pillar 4: Availability and quality of transport infrastructure	6	6.1	
4.01 Available airline seat kilometres millions	7	3779.6	
4.02 Quality of air transport infrastructure	14	5.8	
4.03 Quality of railroad infrastructure	8	5.6	
4.04 Liner Shipping Connectivity Index 0-157.1 (best)	11	86.1	
4.05 Quality of port infrastructure	16	5.5	
4.06 Road quality index	3	6.9	
4.07 Quality of roads	17	5.5	

	Rank / 136	Value	Trend
Pillar 5: Availability and quality of transport services	23	5.2	
5.01 Ease and affordability of shipment 1-5 (best)	22	3.6	
5.02 Logistics competence 1-5 (best)	23	3.7	
5.03 Tracking and tracing ability 1-5 (best)	23	3.8	
5.04 Timeliness of shipments to destination 1-5 (best)	26	4.0	
5.05 Postal service efficiency	17	6.1	
5.06 Efficiency of transport mode change	44	4.4	
Pillar 6: Availability and use of ICTs	28	5.7	
6.01 Mobile-cellular telephone subscriptions /100 pop.	85	107.9	
6.02 Internet users % pop.	32	78.7	
6.03 Fixed-broadband Internet subscriptions /100 pop.	24	28.3	
6.04 Mobile-broadband subscriptions /100 pop.	26	82.1	
6.05 ICT use for biz-to-biz transactions	46	5.0	
6.06 Internet use for biz-to-consumer transactions	44	5.0	
6.07 Government Online Service Index 0-1 (best)	11	0.91	
Pillar 7: Operating environment	41	4.7	
7.01 Protection of property	44	4.6	
7.02 Efficiency and accountability of public institutions	74	3.7	
7.03 Access to finance	80	3.9	
7.04 Openness to foreign participation	26	5.0	
7.05 Physical security	18	6.2	

Note: Values are on a 1-to-7 scale unless indicated otherwise. Trend lines depict evolution in values since the 2012 edition (or earliest edition available). For detailed definitions, sources, and periods, consult the interactive Economy Profiles and Rankings at <http://wef.ch/getr16>

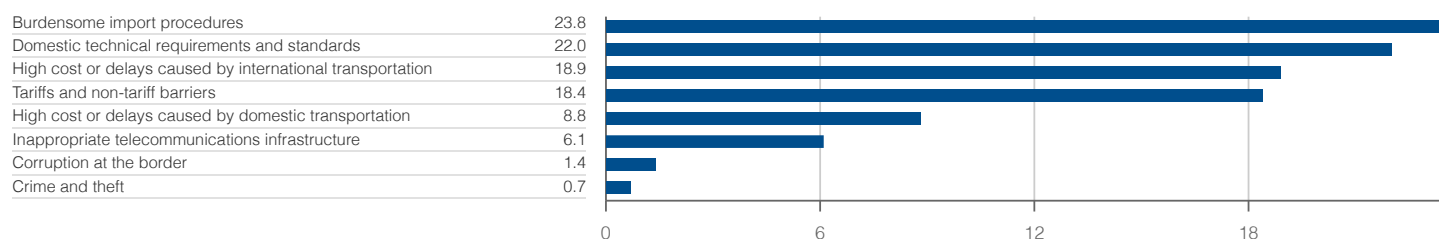
Key Indicators, 2015

Source: International Monetary Fund; World Economic Outlook Database (April 2016); World Trade Organization, *Merchandise Trade Statistics* (22 November 16)

Population millions	46.4	Trade openness % GDP	49.3
GDP US\$ billions	1199.7	Share of world trade % world total	1.78
GDP per capita US\$	25864.7	Merchandise trade balance US\$ billions	-27.46

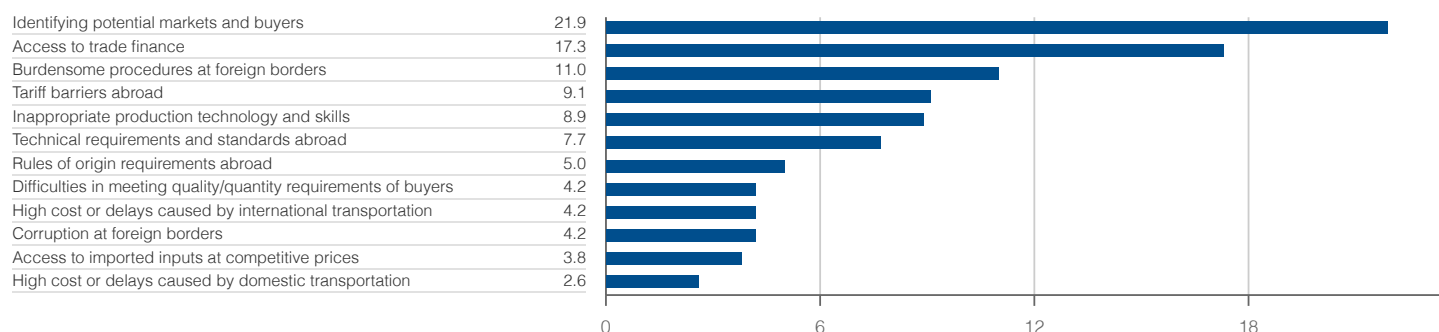
Most problematic factors for importing

Source: World Economic Forum, Executive Opinion Survey 2015



Most problematic factors for exporting

Source: World Economic Forum, Executive Opinion Survey 2015



Note: From the list of factors, respondents to the World Economic Forum's Executive Opinion Survey were asked to select the five most problematic factors in their country and to rank them between 1 (most problematic) and 5. The score corresponds to the responses weighted according to their rankings.

Trade facilitation in focus

Source: OECD; World Trade Organization, Trade Facilitation Agreement Facility

Trade facilitation performance

OECD Trade Facilitation Indicators, 2015

Subject area	Score (0-2)	High income average
Information availability	1.61	
Involvement of trade community	1.75	
Advance rulings	1.60	
Appeal procedures	1.43	
Fees and charges	0.67	
Formalities - documents	1.57	
Formalities - automation	1.57	
Formalities - procedures	1.50	
Border agency cooperation - internal	1.50	
Border agency cooperation - external	1.00	
Governance and impartiality	1.89	

Trade Facilitation Agreement (TFA)

Ratification: 5/10/2015

No notification made (as of 31/10/2016)

Categories	A	B	C	Other	Number of sections with notifications								
1.1	1.2	1.3			0/3								
2.1	2.2				0/2								
3					0/1								
4					0/1								
6.1	6.2				0/2								
10.1	10.2				0/2								
7.3	7.4				0/2								
7.1	7.5	7.6	7.7	7.8	10.1	10.3	10.4	10.5	10.6	0/10			
8					0/1								
8					0/3								
no specific article													
1.4	6.3	7.2	5.1	5.2	5.3	7.8	9	10.7	10.8	10.9	11	12	0/13

Note: performance does not indicate level of compliance with TFA

* List of TFA articles

1.1 ..Publication	5.3 ..Test procedures	7.5 ..Post-clearance audit	10.3 Use of international standards
1.2 ..Information available through Internet	6.1 ..General disciplines on fees and charges imposed on/in connection with importation and exportation	7.6 ..Establishment and publication of average release times	10.4 Single window
1.3 ..Enquiry Points	6.2 ..Specific disciplines on fees and charges imposed on/in connection with importation and exportation	7.7 ..trade facilitation measures for authorized operators	10.5 Freshment inspection
1.4 ..Notification	6.3 ..Penalty disciplines	7.8 ..Expedited shipments	10.6 Use of customs brokers
2.1 ..Opportunity to comment and Information before entry into force	7.1 ..Pre-arrival processing	7.9 ..Perishable goods	10.7 Common border procedures and uniform documentation requirements
2.2 ..Consultations	7.2 ..Electronic payment	8 ..Border agency cooperation	10.8 Rejected goods
3 ..Advance rulings	7.3 ..Separation of release from final determination of customs duties, taxes, fees and charges	9 ..Movement of goods under customs control intended for import	10.9 Temporary admission of goods and inward and outward processing
4 ..Right to appeal or review	7.4 ..Risk management	10.1 Formalities and documentation requirements	11 ... Transit
5.1 ..Notifications for enhanced controls or inspections		10.2 Acceptance of copies	12 ... Customs cooperation
5.2 ..Detention			