

Spain - Overview

Total primary energy supply, 2014*

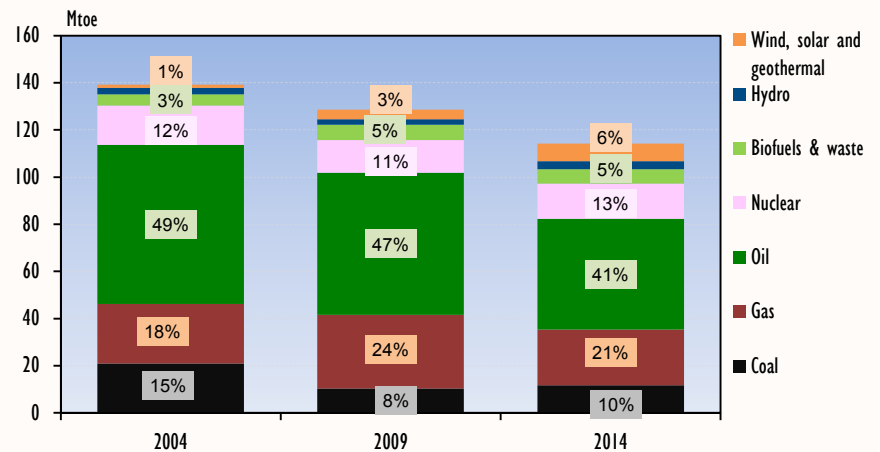
114 Mtoe

-2% annual growth since 2004

Share of renewables 14.9%
IEA average 9.4%

Compared to IEA countries

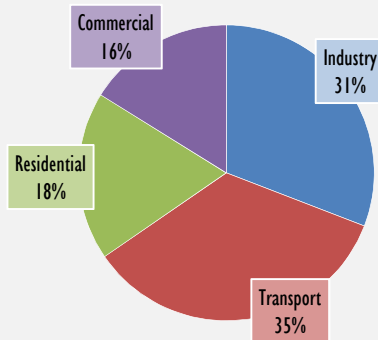
		IEA avrg
Share of coal in TPES	16th highest	20%
Share of oil in TPES	7th highest	35%
Share of gas in TPES	16th highest	25%
Share of nuclear in TPES	10th highest	10%
Share of biofuels in TPES	18th highest	5%
Share of hydro in TPES	10th highest	2%
Share of other in TPES	7th highest	2%



Total final consumption by sector, 2013

81 Mtoe

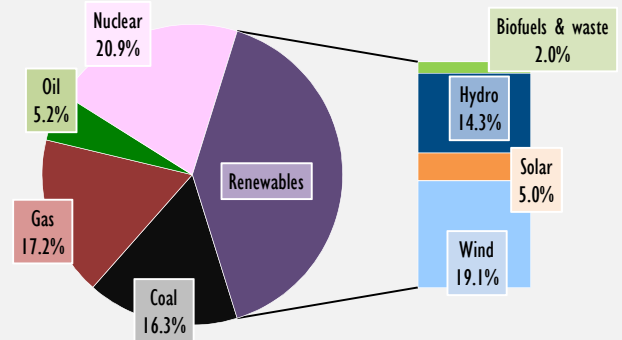
-2% annual growth since 2003



Electricity generation by source, 2014*

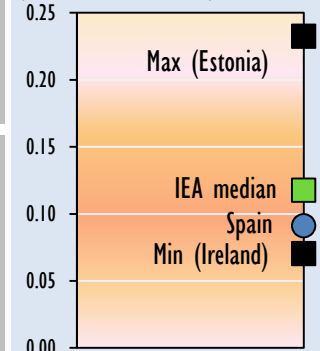
274 TWh

-0.1% annual growth since 2004



Country size	505 000 km ²	6th among IEA countries
Population	46.7 million	4.1% of IEA population
GDP	1 250 billion USD PPP	
GDP per capita	26 760 USD	IEA average: USD 34655
TPES/capita	2.44 toe/capita	IEA average: 4.43

Energy intensity (TPES/GDP)



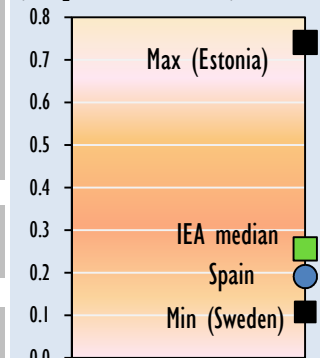
Fossil fuel production and import dependency

Crude oil production	0.3 Mt	
Crude oil net imports	59.1 Mt	Nigeria 17%, Mexico 15%, Saudi Arabia 12%
Production of oil products	60.8 Mt	
Oil products net imports	-2.7 Mt	
Gas production	0.1 bcm	
Gas net imports	29.7 bcm	Algeria 58%, Norway 12%, Qatar 9%
Coal production	3.9 Mt	
Coal net imports	15.1 Mt	Indonesia 32%, Colombia 24%, Russia 20%
Energy self sufficiency	30%	IEA average: 77% IEA median: 48%

Electricity consumption per capita	5.9 kWh/capita	IEA average: 9
Electricity net imports	-6 751 GWh	

CO ₂ emissions (fuel combustion)	240 MtCO ₂	+17% compared to 1990
CO ₂ emissions per capita	5.0 tCO ₂	IEA average: 10.1

Carbon intensity (CO₂/GDP)



* estimate.